



CLIMATE PROJECT - PLANNING SHEET

Title:
Author:
Age:
Content:

Development goals:

Planning:

Resources:

Feedback:

Contents:

8 pairs of images

1. A car on the road	1. Busy highway and representation of greenhouse gases from cars
2. A landscape with houses, meadows, and in the distance a factory building	2. Factories instead of houses and meadows (another example of greenhouse gases)
3. Image of the Earth	3. Representation of greenhouse gases in the atmosphere
4. Thermometer at approx. 20 degrees Celsius	4. Thermometer at approx. 40 degrees
5. Image of a polar bear on the ice	5. Polar bear on a small ice floe in the sea
6. A healthy forest	6. Forest fire
7. A meadow with plants and animals	7. Dry meadow without animals
8. Milk ice cream	8. Melted milk ice cream






1. Highway: Illustration of the exhaust gases emitted into the environment when driving a car.(The more cars, the more greenhouse gases.)
2. Factory: Another example of environmentally harmful gases and destruction of nature and residential areas for factories
3. Greenhouse gases, Earth: Illustration of greenhouse gases entering the atmosphere and enveloping the Earth like a bubble.
4. Thermometer: Global warming due to the greenhouse effect, resulting in rising temperatures
5. Polar bear: The ice beneath the polar bear is melting due to rising temperatures. Global warming is restricting the habitat of animals.
6. Forest fire: Prolonged heat causes forest fire
7. Meadow with animals: Plants dry up due to heat, destroying the animals' habitat.
8. Ice melts: A simple example (understandable for children) to illustrate the potential effects of heat on food.

Global warming - Memory

By Amelie Kanert

Front:

3 pairs of images as examples



Global warming - Memory

By Amelie Kanert

Back:

